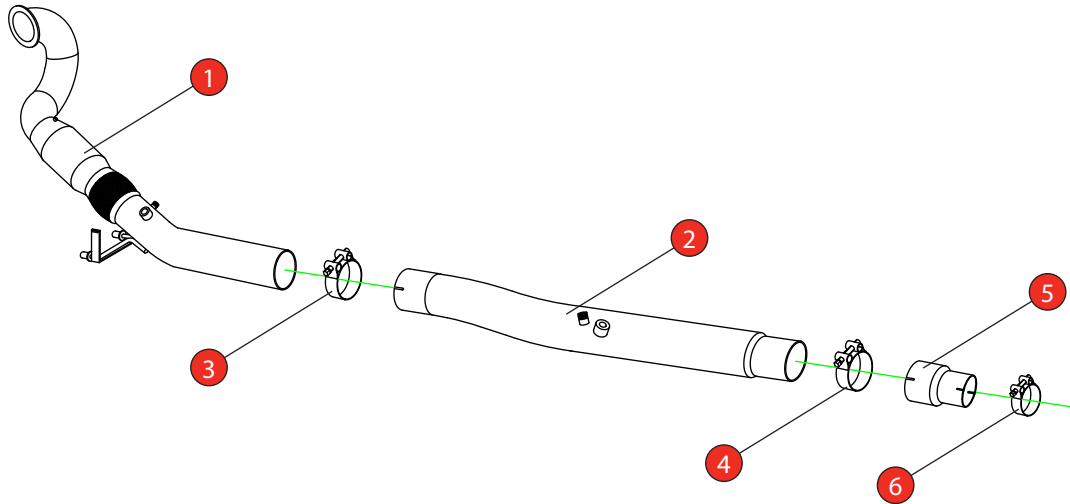


Car	Audi SQ2	Part No.	SAUX090
Year	2019-Current	Fit Kits	403FK
Notes	Where not supplied use original fittings	Features	Pipe Diameter:- 80mm

Estimated Fitting Time: 6 Hours



NO.	PART NO.	DESCRIPTION	QTY
1	787VW	Downpipe With A high Flow Sports Catalyst	1
2	862AU	Front Link Pipe	1
Fit Kit			
3	Z016.10069	79-85mm Clamp	1
4	Z016.10062	79mm H/D Clamp	1
5	AD69	Adaptor (USE TO FIT TO O.E SYSTEM)	1
6	Z016.10064	63-68mm Clamp (USE TO FIT TO O.E SYSTEM)	1



CLASSIFICATION	Motorsport Use Only
HOMOLOGATED	No
DATE	27/06/2022
ISSUE	00
AUTHORISED	S Shipley

NOTE: ENSURE SCORPION SYSTEM IS CLEAR OF MOVING PARTS AND ALL ORIGINAL FUNCTIONS WORK CORRECTLY.



STAY CONNECTED TO RED POWER.

Car	Audi SQ2	Part No.	SAUX090
Year	2019-Current	Fit Kits	403FK
Notes	Where not supplied use original fittings	Features	Pipe Diameter:- 80mm



A) Remove Lambda Probe from OE catalyst, then remove cable from clips indicated. (x4)

B) Feed Lambda cable down the right hand side (as you look at the engine)

C) Ensure Lambda cable misses the gear cables, pass to the right hand side (as you look at engine)



D) Take Lambda cable under the engine. Fit probe into Sensor boss and tighten.

E/F) Re-fit all cables and hoses ensuring everything is clipped out the way and not near any moving parts.

